



District Report Card: 2017


State: Andaman & Nicobar Islands	District: Middle And North Andamans
Class: 5	Subject: Language
Schools: 100	Students: 963


Participation/Coverage


Students

GENDER 	Boys		Girls	
	Number	%	Number	%
	476	49.43	487	50.57

AREA 	Rural		Urban	
	Number	%	Number	%
	963	100.00	0	0.00

CATEGORY 	SC		ST		OBC		GEN	
	Number	%	Number	%	Number	%	Number	%
	1	0.10	4	0.42	408	42.37	550	57.11

CWSN 	LD	VI	HI	S&LD	ID	Oth
	1	3	5	2	2	1

Management 	Government		Government-aided	
	Number	%	Number	%
	887	92.11	76	7.89

Average Performance of Students in Language (%)

Overall	Gender		Area		Management		Social Group			
	Male	Female	Rural	Urban	Govt.	Aided	SC	ST	OBC	GEN
54.50	51.13	57.78	54.50	0.00	54.64	52.81	33.33	65.00	54.48	54.47

Performance on Learning Outcomes (LOs)

Learning Outcomes	Description	Average Performance(%)
L504	Reads and comprehends independently storybooks, news items/ headlines, advertisements etc.	51.59
L508	Reads text with comprehension, locates details and sequence of events	55.95

Range of Performance of Students who Answered Correctly							
Below 30%		30% - 50%		50% - 75%		Above 75%	
Number	%	Number	%	Number	%	Number	%
131	13.60	288	29.91	365	37.90	179	18.59

Lowest Performing Learning Outcomes (LOs)

- 1 - Reads and comprehends independently storybooks, news items/ headlines, advertisements etc. (51.59)
- 2 - Reads text with comprehension, locates details and sequence of events (55.95)